

# Engineering Sketch Pad



Writing a UDP or UDF  
at Revision 1.27

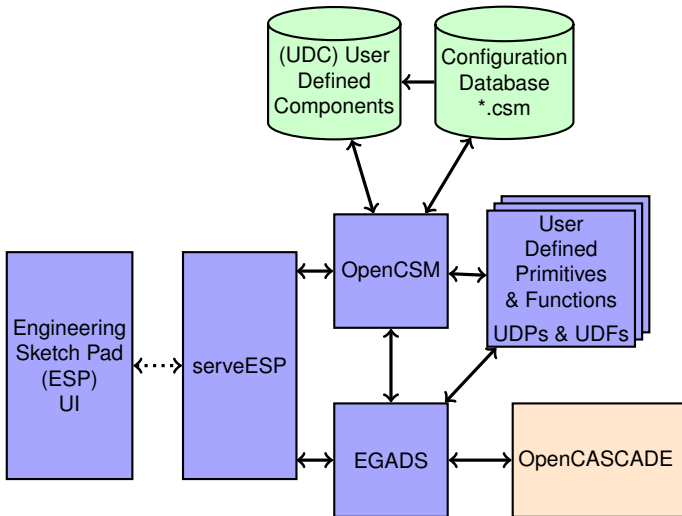
Bob Haimes

Massachusetts Institute of Technology

John F. Dannenhoffer, III

Syracuse University

- Objects
- The API
- Steps to writing a UDP/UDF
- Tire UDP
  - structure of code
  - code walk-through
  - stand-alone execution
  - execution as a UDP



The Engineering Geometry Aircraft Design System (EGADS) is an open-source geometry interface to OpenCASCADE

- reduces OpenCASCADE's 17,000 methods to about 70 calls
  - Supports C, C++ & FORTRAN
- provides *bottom-up* and/or *top-down* construction
- geometric primitives
  - curve: line, circle, ellipse, parabola, hyperbola, offset, bezier, BSpline (including NURBS)
  - surface: plane, spherical, conical, cylindrical, toroidal, revolution, extrusion, offset, bezier, BSpline (including NURBS)
- solid creation and Boolean operations (*top-down*)
- provides persistent user-defined attributes on topological entities
- adjustable tessellator (*vs* a surface mesher) with support for finite-differencing in the calculation of parametric sensitivities

- System Support
  - 64-bit pointers (only)
  - Mac OSX with **clang**, **ifort** and/or **gfortran**
  - LINUX with **gcc**, **ifort** and/or **gfortran**
  - Windows with Microsoft Visual Studio C++ and **ifort**
  - No globals (but not thread-safe due to OpenCASCADE)
  - Various levels of output (0-none, through 3-debug)
  - Written in C and C++
- EGADS Objects (**egos**)
  - Pointer to a C structure – allows for an *Object-based* API
  - Treated as “blind” pointers (i.e., not meant to be dereferenced)
  - **egos** are INTEGER\*8 variables in FORTRAN

- Context – Holds the *globals*
- Transform
- Tessellation
- Nil (allocated but not assigned) – internal
- Empty – internal
- Reference – internal
- Geometry
  - pcurve, curve, surface
- Topology
  - Node, Edge, Loop, Face, Shell, Body, Model
- *Effective Topology*
  - EEdge, ELoop, EFace, EShell, EBody

See `$ESP_ROOT/include/egadsTypes.h` for a list of **defines**

- Attributes – metadata consisting of name/value pairs
  - Unique name – no spaces
  - A single type: Integer, Real, String, CSys
  - A length (not for strings)
- Objects
  - Any (non-internal) Object can have multiple Attributes
  - Only Attributes on Topological Objects are copied and are persistent (saved)
- SBO & Intersection Functions
  - Unmodified Topological Objects maintain their Attributes
  - Face Attributes are carried through to the resultant fragments
  - All other Attributes are lost
- CSys Attributes are modified through Transformations

- surface
  - 3D surfaces of 2 parameters  $[u, v]$
  - Types: Plane, Spherical, Cylindrical, Revolution, Toroidal, Trimmed, Bezier, BSpline, Offset, Conical, Extrusion
  - All types abstracted to  $[x, y, z] = f(u, v)$
- pcurve – Parameter Space Curves
  - 2D curves in the Parametric space  $[u, v]$  of a surface
  - Types: Line, Circle, Ellipse, Parabola, Hyperbola, Trimmed, Bezier, BSpline, Offset
  - All types abstracted to  $[u, v] = g(t)$
- curve
  - 3D curve – single running parameter  $(t)$
  - Same types as pcurve but abstracted to  $[x, y, z] = g(t)$

## Boundary Representation – BRep

<i>Top</i> <i>Down</i> ↓	Topological Entity	Geometric Entity	Function
	Model		
	Body	Solid, Sheet, Wire	
	Shell		
	Face	<b>surface</b>	$(x, y, z) = \mathbf{f}(u, v)$
	Loop		
	Edge	<b>curve</b>	$(x, y, z) = \mathbf{g}(t)$
<i>Bottom</i> <i>Up</i> ↑	Node	<b>point</b>	

- Nodes that bound Edges may not be on underlying curves
- Edges in the Loops that trim the Face may not sit on the surface hence the use of pcurses

- Node

- Contains  $[x, y, z]$
- Types: none

- Edge

- Has a 3D curve (if not Degenerate)
- Has a  $t$  range ( $t_{min}$  to  $t_{max}$ , where  $t_{min} < t_{max}$ )  
Note: The positive orientation is going from  $t_{min}$  to  $t_{max}$
- Has a Node for  $t_{min}$  and for  $t_{max}$  – can be the same Node
- Types:
  - OneNode – periodic
  - TwoNode – normal
  - Degenerate – single Node,  $t$  range used for the associated pcurve

- Loop – without a reference surface
  - ① Free standing connected Edges that can be used in a non-manifold setting (for example in WireBodies)
  - ② A list of connected Edges associated with a Plane (which does not require pcurves)
- An ordered collection of Edge objects with associated senses that define the connected *Wire/Contour/Loop*
- Segregates space by maintaining material to the left of the running Loop (or traversed right-handed pointing out of the intended volume)
- No Edges should be Degenerate
- Types: Open or Closed (comes back on itself)

- Loop – with a reference surface
  - ① Collections of Edges (like without a surface) followed by a corresponding collection of pcurves that define the  $[u, v]$  trimming on the surface
  - Degenerate Edges are required when the  $[u, v]$  mapping collapses like at the apex of a cone (note that the pcurve is needed to be fully defined using the Edge's  $t$  range)
  - An Edge may be found in a Loop twice (with opposite senses) and with different pcurves. For example a closed cylindrical surface at the seam – one pcurve would represent the beginning of the period where the other is the end of the periodic range.
  - Types: Open or Closed (comes back on itself)

- Face

- A surface bounded by one or more Loops with associated senses
- Only one outer Loop (sense = 1) and any number of inner Loops (sense = -1). Note that under very rare conditions a Loop may be found in more than 1 Face – in this case the one marked with sense = +/- 2 must be used in a reverse manner.
- All Loops must be Closed
- Loop(s) must not contain reference geometry for Planar surfaces
- If the surface is not a Plane then the Loop's reference Object must match that of the Face
- Type is the orientation of the Face based on surface's  $U \otimes V$ :
  - SFORWARD or SREVERSE when the orientations are opposed

Note that this is coupled with the Loop's orientation (i.e. an outer Loop traverses the Face in a right-handed manner defining the outward direction)

- Shell

- A collection of one or more connected Faces that if Closed segregates regions of 3-Space
- All Faces must be properly oriented
- Non-manifold Shells can have more than 2 Faces sharing an Edge
- Types: Open (including non-manifold) or Closed

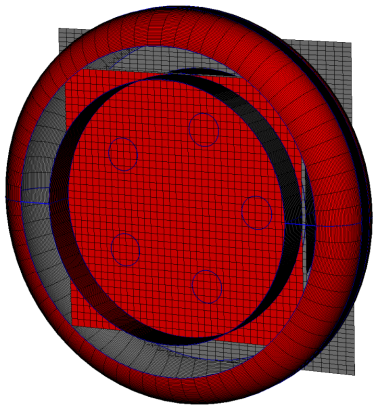
- SolidBody

- A manifold collection of one or more Closed Shells with associated senses
- There may be only one outer Shell (sense = 1) and any number of inner Shells (sense = -1)
- Edges (except Degenerate) are found exactly twice (sense =  $\pm 1$ )


- Body – including SolidBody
  - Container used to aggregate Topology
  - Connected to support non-manifold collections at the Model level
  - *Owns* all the Objects contained within
  - Types:
    - A WireBody contains a single Loop
    - A FaceBody contains a single Face – IGES import
    - A SheetBody contains a single Shell which can be either non-manifold or manifold (though usually a manifold Body of this type is promoted to a SolidBody)
- Model
  - A collection of Bodies – becomes the *Owner* of contained Objects
  - Returned by SBO & Sew Functions
  - Read and Written by EGADS

- Helper Functions
  - makeLoop
    - Connects unrelated (via Nodes) Edges from a list
    - Uses input tolerance to match entities
    - Result may be multiple Loops
  - makeFace
    - From Closed Planar Loop
    - From surface with limits
  - sewFaces
    - Connects Faces with unrelated Topology
    - Uses input tolerance to match entities
    - Returns a Model – may have multiple Bodies
    - Can connect in a nonmanifold manner

- Geometry
  - Unconnected discretization of a range of the Object
    - Polyline for curves at constant  $t$  increments
    - Regular grid for surfaces at constant increments (isoclines)
- Body Topology
  - Connected and trimmed tessellation including:
    - Polyline for Edges
    - Triangulation for Faces
    - Optional Quadrilateral Patching for Faces
  - Ownership and Geometric Parameters for Vertices
  - Adjustable parameters for side length and curvature (x2)
  - Watertight
  - Exposed per Face/Edge or Global indexing



from \$ESP\_ROOT/bin/vGeom



from \$ESP\_ROOT/bin/vTess

- Function names begin with “EG\_” – or – “IG\_” for the FORTRAN bindings
- Functions almost always return an integer *error code*
- *Object-based* – procedural, usually with the first argument an **ego**
- Signatures usually have the inputs first, then output argument(s)
- Some outputs may be pointers to lists of *things*  
EG\_free needs to be used when marked as “freeable”
- **egos** have:
  - *Owner*: Context, Body, or Model
  - Reference Objects (objects they depend upon)
- When a Body is made, all included Objects are copied – not referenced

See [\\$ESP\\_ROOT/doc/EGADS/egads.pdf](#) for a detailed description of all of the functions.

See [\\$ESP\\_ROOT/include/egads.h](#) for a complete listing of the functions.

See [\\$ESP\\_ROOT/include/egadsErrors.h](#) for a list of the return code *defines*.

- Deleting Objects
  - Use the function “EG\_deleteObject” (or “ig\_deleteobject”)
  - The Object must be reference *free* – i.e. not used by another
    - Delete in the opposite order of creation
    - If in a Body, delete the Body (unless the Body is in a Model)
  - “EG\_deleteObject” on a Context does not delete the Context
    - Deletes all Objects in the Context that are not in a Body
    - Use “EG\_close” to delete all objects in a Context (and the Context)
- Another Rule
  - A Body can only be in one Model
    - Copy the Body of interest, then include the copy in the new Model

- **Draw a picture**
- Define input and output parameters
  - name (case-insensitive)
  - type (ATTRSTRING, ATTRINT, -ATTRINT, ATTRREAL, -ATTRREAL, ATTRREALSEN)
  - size
  - default value(s)
- Build the Body (stand-alone)
  - bottom-up
  - top-down
  - combination
- Test stand-alone with `vTess`
- Write a `.csm` file
- Test the UDP/UDF

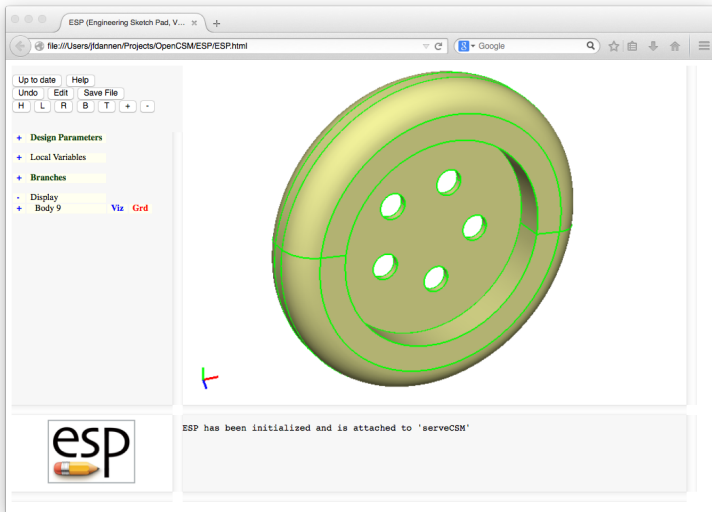
```
#define NUMUDPPARGS num          /* number of inputs and outputs */
#define NUMUDPPINPUTBODYYS num  /* number of input bodies - UDF only */

int
udpExecute(ego object,          /* (in)  EGADS Context -- UDP
                                EGADS Model  -- UDF */
            ego *ebody,         /* (out) Body pointer */
            int *nMesh,         /* (out) number of associated meshes */
            char *string[])     /* (out) error message */

int
udpSensitivity(ego ebod,        /* (in)  Body pointer */
               int npnt,        /* (in)  number of points */
               int entType,     /* (in)  OCSM entity type */
               int entIndex,    /* (in)  OCSM entity index (bias-1) */
               double uvs[],    /* (in)  parametric coords for eval */
               double vels[])   /* (out) velocities */
```



# Tire UDP: Finished Product

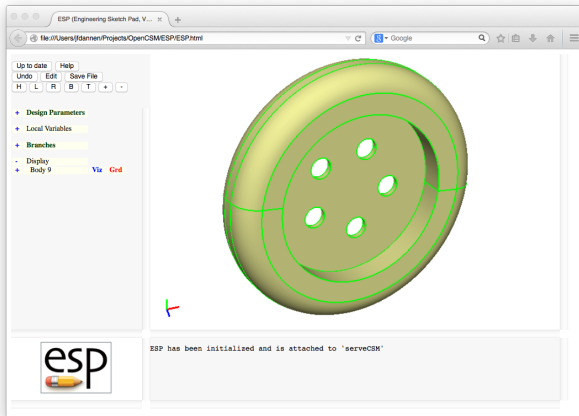


- `cd to $ESP_ROOT/doc/UDP_UDF/data`
- Source file is `udpTire.c`
- To build under LINUX/OSX
  - `make`
- To build under Windows
  - `nmake -f NMakefile`
- To run stand-alone
  - `tire`
  - `$ESP_ROOT/bin/vTess tire.egads`
    - **open browser on** `$ESP_ROOT/bin/wv.html`
- To run in ESP
  - `$ESP_ROOT/bin/serveESP tire.csm`



# Tire UDP: Inputs and Outputs

Example of both *Bottom Up* and *Top Down* Construction



Name	Description
width	width
minrad	minimum radius
maxrad	maximum radius
filletrad	fillet radius at outside
platethick	wheel thickness
bolts	number of bolt holes
patternrad	radius of bolt circle
boltrrad	radius of bolt holes
volume	volume (output)

```
#define NUMUDPARGS 9
#include "udpUtilities.h"

/* shorthands for accessing argument values and velocities */
#ifdef UDP
#define WIDTH(IUDP)      ((double *) (udps[IUDP].arg[0].val)) [0]
#define MINRAD(IUDP)     ((double *) (udps[IUDP].arg[1].val)) [0]
#define MAXRAD(IUDP)     ((double *) (udps[IUDP].arg[2].val)) [0]
#define FILLETRAD(IUDP)  ((double *) (udps[IUDP].arg[3].val)) [0]
#define PLATETHICK(IUDP) ((double *) (udps[IUDP].arg[4].val)) [0]
#define PATTERN(IUDP)    ((double *) (udps[IUDP].arg[5].val)) [0]
#define BOLTS(IUDP)      ((double *) (udps[IUDP].arg[6].val)) [0]
#define BOLTRAD(IUDP)    ((double *) (udps[IUDP].arg[7].val)) [0]
#define VOLUME(IUDP)     ((double *) (udps[IUDP].arg[8].val)) [0]
/* data about possible arguments */
static char *argNames[NUMUDPARGS] = {"width", "minrad", "maxrad", "fillrad", "platethick", "p
static int  argTypes[NUMUDPARGS] = {ATTRREAL, ATTRREAL, ATTRREAL, ATTRREAL, ATTRREAL, AT
static int  argIdefs[NUMUDPARGS] = {0,      0,      0,      0,      0,      0,
static double argDdefs[NUMUDPARGS] = {0.,    0.,    0.,    0.,    0.,    0.

#include "udpUtilities.c"
#else
#define WIDTH(IUDP)      5.0
#define MINRAD(IUDP)     8.0
#define MAXRAD(IUDP)     12.0
#define FILLETRAD(IUDP)  2.0
#define PLATETHICK(IUDP) 0.5
#define PATTERN(IUDP)    4.0
#define BOLTS(IUDP)      5.0
#define BOLTRAD(IUDP)    1.0
#define VOLUME(IUDP)     myVolume
#endif
```

```
int main(int argc, char *argv[])
{
    int status, nMesh;
    char *string;
    ego context, ebody, emodel;

    status = EG_open(&context);
    printf("EG_open -> status=%d\n", status);
    if (status < 0) exit(EXIT_FAILURE);

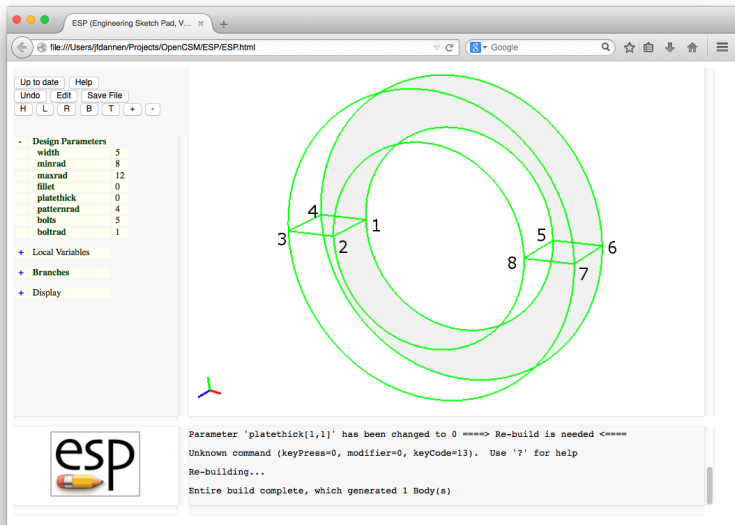
    /* call the execute routine */
    status = udpExecute(context, &ebody, &nMesh, &string);
    printf("udpExecute -> status=%d\n", status);
    if (status < 0) exit(EXIT_FAILURE);
    EG_free(string);

    /* make and dump the model */
    status = EG_makeTopology(context, NULL, MODEL, 0, NULL,
                             1, &ebody, NULL, &emodel);
    printf("EG_makeTopology -> status=%d\n", status);
    if (status < 0) exit(EXIT_FAILURE);
    status = EG_saveModel(emodel, "tire.egads");
    printf("EG_saveModel -> status=%d\n", status);
    if (status < 0) exit(EXIT_FAILURE);

    /* cleanup */
    status = EG_deleteObject(emodel);
    printf("EG_close -> status=%d\n", status);
    status = EG_close(context);
    printf("EG_close -> status=%d\n", status);
    return EXIT_SUCCESS;
}
```

# Tire UDP: Strategy (1)

- Draw a *sketch*, with Nodes, Edges, and Faces numbered
- Define the inputs and outputs
  - check size (scalar vs. multi-valued)
  - check validity
- Build basic tire from bottom up
  - 8 Nodes
  - 8 Edges (linear) at the equator
    - generate a linear curve
    - inverse evaluate at Nodes to get  $t_{\text{beg}}$  and  $t_{\text{end}}$
    - make the Edge
  - 8 Edges (circular)
    - generate the circular curve
    - inverse evaluate at Nodes to get  $t_{\text{beg}}$  and  $t_{\text{end}}$
    - ensure  $t_{\text{end}} > t_{\text{beg}}$  by increasing  $t_{\text{beg}}$  by  $2\pi$  if needed
    - make the Edge
  - ...



```

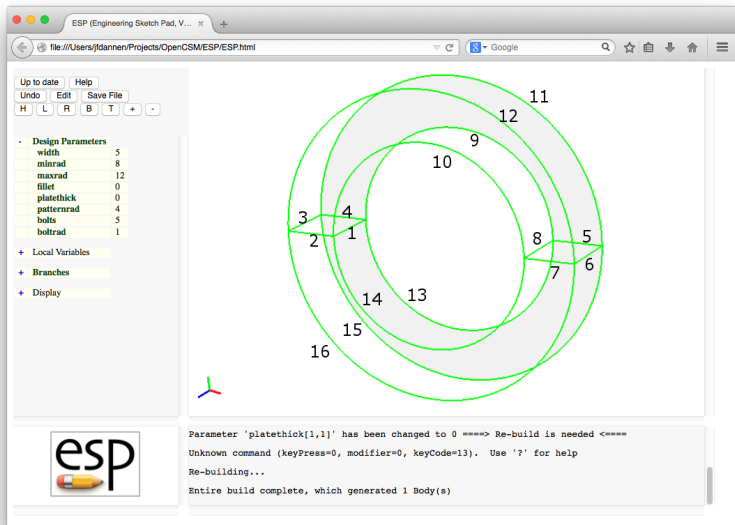
/* Node locations */

node1[0] = -MINRAD(0); node1[1] = 0; node1[2] = -WIDTH(0) / 2;
node2[0] = -MINRAD(0); node2[1] = 0; node2[2] = WIDTH(0) / 2;
node3[0] = -MAXRAD(0); node3[1] = 0; node3[2] = WIDTH(0) / 2;
node4[0] = -MAXRAD(0); node4[1] = 0; node4[2] = -WIDTH(0) / 2;
node5[0] = MINRAD(0); node5[1] = 0; node5[2] = -WIDTH(0) / 2;
node6[0] = MAXRAD(0); node6[1] = 0; node6[2] = -WIDTH(0) / 2;
node7[0] = MAXRAD(0); node7[1] = 0; node7[2] = WIDTH(0) / 2;
node8[0] = MINRAD(0); node8[1] = 0; node8[2] = WIDTH(0) / 2;

/* make the Nodes */

status = EG_makeTopology(context, NULL, NODE, 0, node1, 0, NULL, NULL, &enodes[0]);
if (status != EGADS_SUCCESS) goto cleanup;
status = EG_makeTopology(context, NULL, NODE, 0, node2, 0, NULL, NULL, &enodes[1]);
if (status != EGADS_SUCCESS) goto cleanup;
status = EG_makeTopology(context, NULL, NODE, 0, node3, 0, NULL, NULL, &enodes[2]);
if (status != EGADS_SUCCESS) goto cleanup;
status = EG_makeTopology(context, NULL, NODE, 0, node4, 0, NULL, NULL, &enodes[3]);
if (status != EGADS_SUCCESS) goto cleanup;
status = EG_makeTopology(context, NULL, NODE, 0, node5, 0, NULL, NULL, &enodes[4]);
if (status != EGADS_SUCCESS) goto cleanup;
status = EG_makeTopology(context, NULL, NODE, 0, node6, 0, NULL, NULL, &enodes[5]);
if (status != EGADS_SUCCESS) goto cleanup;
status = EG_makeTopology(context, NULL, NODE, 0, node7, 0, NULL, NULL, &enodes[6]);
if (status != EGADS_SUCCESS) goto cleanup;
status = EG_makeTopology(context, NULL, NODE, 0, node8, 0, NULL, NULL, &enodes[7]);
if (status != EGADS_SUCCESS) goto cleanup;

```



```
/* make (linear) Edge 1 */

data[0] = node1[0];
data[1] = node1[1];
data[2] = node1[2];
data[3] = node2[0] - node1[0];
data[4] = node2[1] - node1[1];
data[5] = node2[2] - node1[2];
status = EG_makeGeometry(context, CURVE, LINE, NULL, NULL, data, &ecurve[0]);
if (status != EGADS_SUCCESS) goto cleanup;

status = EG_invEvaluate(ecurve[0], node1, &trange[0], data);
if (status != EGADS_SUCCESS) goto cleanup;
status = EG_invEvaluate(ecurve[0], node2, &trange[1], data);
if (status != EGADS_SUCCESS) goto cleanup;

elist[0] = enodes[0];
elist[1] = enodes[1];
status = EG_makeTopology(context, ecurve[0], EDGE, TWONODE, trange, 2, elist, NULL,
                        &eedges[0]);
if (status != EGADS_SUCCESS) goto cleanup;
```

## Programming Example – Edges (2)

```

/* data used in creating the arcs */

axis1[0] = 1;   axis1[1] = 0;   axis1[2] = 0;
axis2[0] = 0;   axis2[1] = 1;   axis2[2] = 0;
axis3[0] = 0;   axis3[1] = 0;   axis3[2] = 1;
cent1[0] = 0;   cent1[1] = 0;   cent1[2] = -WIDTH(0) / 2;
cent2[0] = 0;   cent2[1] = 0;   cent2[2] =  WIDTH(0) / 2;

/* make (circular) Edge 9 */

data[0] = cent1[0];   data[1] = cent1[1];   data[2] = cent1[2];
data[3] = axis1[0];   data[4] = axis1[1];   data[5] = axis1[2];
data[6] = axis2[0];   data[7] = axis2[1];   data[8] = axis2[2];   data[9] = MINRAD(0);

status = EG_makeGeometry(context, CURVE, CIRCLE, NULL, NULL, data, &ecurve[8]);
if (status != EGADS_SUCCESS) goto cleanup;

status = EG_invEvaluate(ecurve[8], node5, &trange[0], data);
if (status != EGADS_SUCCESS) goto cleanup;

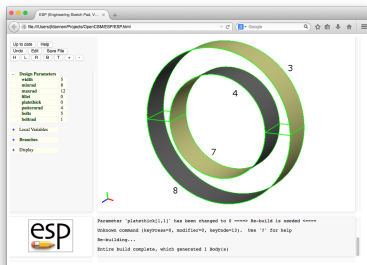
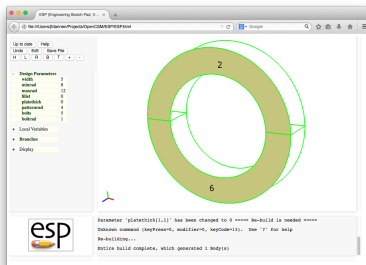
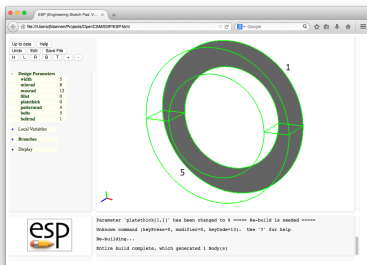
status = EG_invEvaluate(ecurve[8], node1, &trange[1], data);
if (status != EGADS_SUCCESS) goto cleanup;
if (trange[0] > trange[1]) trange[1] += TWOPI;   /* ensure trange[1] > trange[0] */

elist[0] = enodes[4];
elist[1] = enodes[0];
status   = EG_makeTopology(context, ecurve[8], EDGE, TWONODE, trange, 2, elist, NULL,
                           &eedges[8]);
if (status != EGADS_SUCCESS) goto cleanup;

```

- Continue bottom up build
  - 4 Faces (planar)
    - make a Loop of 4 Edges
    - make the (planar) Face
  - 4 Faces (cylindrical)
    - make cylindrical surface
    - make a PCurve for each Edge that bounds Face
    - make a Loop of 4 Edges and 4 PCurves
    - make the (cylindrical) Face
  - 1 Shell that combines the 8 Faces
  - 1 Solid Body from the Shell

# Tire UDP: Face Numbers



# Programming Example – Faces (1)

```

/* make the outer cylindrical surface */

data[0] = cent1[0];   data[1] = cent1[1];   data[2] = cent1[2];
data[3] = axis1[0];   data[4] = axis1[1];   data[5] = axis1[2];
data[6] = axis2[0];   data[7] = axis2[1];   data[8] = axis2[2];
data[9] = axis3[0];   data[10] = axis3[1];   data[11] = axis3[2];   data[12] = MAXRAD(0);
status = EG_makeGeometry(context, SURFACE, CYLINDRICAL, NULL, NULL, data, &esurface[0]);
if (status != EGADS_SUCCESS) goto cleanup;

/* make the inner cylindrical surface */

data[0] = cent1[0];   data[1] = cent1[1];   data[2] = cent1[2];
data[3] = axis1[0];   data[4] = axis1[1];   data[5] = axis1[2];
data[6] = axis2[0];   data[7] = axis2[1];   data[8] = axis2[2];
data[9] = axis3[0];   data[10] = axis3[1];   data[11] = axis3[2];   data[12] = MINRAD(0);
status = EG_makeGeometry(context, SURFACE, CYLINDRICAL, NULL, NULL, data, &esurface[1]);
if (status != EGADS_SUCCESS) goto cleanup;

/* make (planar) Face 1 */

sense[0] = SFORWARD;   sense[1] = SREVERSE;   sense[2] = SFORWARD;   sense[3] = SFORWARD;
elist[0] = eedges[3];   elist[1] = eedges[8];   elist[2] = eedges[4];   elist[3] = eedges[10];
status = EG_makeTopology(context, NULL, LOOP, CLOSED, NULL, 4, elist, sense, &eloop);
if (status != EGADS_SUCCESS) goto cleanup;

status = EG_makeFace(eloop, SFORWARD, NULL, &efaces[0]);
if (status != EGADS_SUCCESS) goto cleanup;

```

# Programming Example – Faces (2)

```

/* make (cylindrical) Face 3 */

status = EG_otherCurve(esurface[0], ecurve[2], 0, &epcurve[0]);
if (status != EGADS_SUCCESS) goto cleanup;

status = EG_otherCurve(esurface[0], ecurve[10], 0, &epcurve[1]);
if (status != EGADS_SUCCESS) goto cleanup;

status = EG_otherCurve(esurface[0], ecurve[5], 0, &epcurve[2]);
if (status != EGADS_SUCCESS) goto cleanup;

status = EG_otherCurve(esurface[0], ecurve[11], 0, &epcurve[3]);
if (status != EGADS_SUCCESS) goto cleanup;

sense[0] = SFORWARD;   sense[1] = SREVERSE;   sense[2] = SFORWARD;   sense[3] = SFORWARD;
elist[0] = eedges[2];  elist[1] = eedges[10]; elist[2] = eedges[5];   elist[3] = eedges[11];
elist[4] = epcurve[0]; elist[5] = epcurve[1]; elist[6] = epcurve[2];  elist[7] = epcurve[3];
status = EG_makeTopology(context, esurface[0], LOOP, CLOSED, NULL, 4, elist, sense, &eloop);
if (status != EGADS_SUCCESS) goto cleanup;

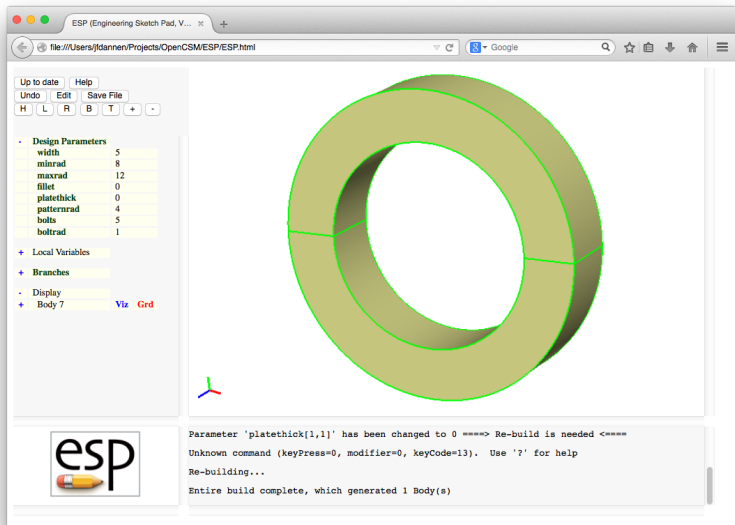
status = EG_makeTopology(context, esurface[0], FACE, SREVERSE, NULL, 1, &eloop, sense,
                           &efaces[2]);
if (status != EGADS_SUCCESS) goto cleanup;
:
:

/* make the shell and initial Body */
status = EG_makeTopology(context, NULL, SHELL, CLOSED, NULL, 8, efaces, NULL, &eshell);
if (status != EGADS_SUCCESS) goto cleanup;

status = EG_makeTopology(context, NULL, BODY, SOLIDBODY, NULL, 1, &eshell, NULL, &ebody1);
if (status != EGADS_SUCCESS) goto cleanup;

```

# Tire UDP after Bottom-up Build



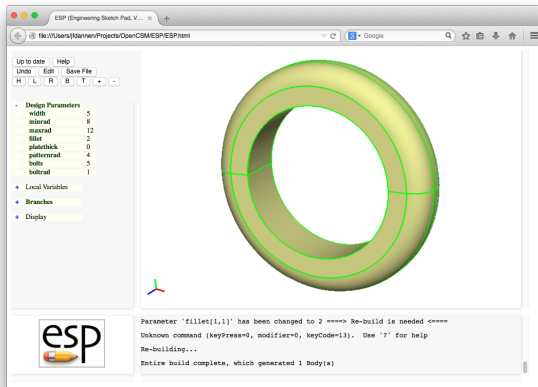
- Modify the Body top-down
  - fillet on outer Edges
    - identify the 4 Edges
  - add wheel
    - cylinder that is “unioned” with the tire
  - add pattern of holes
    - cylinders that are “subtracted” from the wheel
- Compute and return the “output” variables
- Note: this entire UDP could have been written top-down, but was broken up to show the steps needed in bottom-up construction

# Programming Example – Rounding the Tire

```

/* add fillets if desired (result is ebody2) */
if (FILLETRAD(0) > 0.0) {
    elist[0] = eedges[10]; elist[1] = eedges[11]; elist[2] = eedges[14]; elist[3] = eedges[15];
    status = EG_filletBody(ebody1, 4, elist, FILLETRAD(0), &ebody2, NULL);
    if (status != EGADS_SUCCESS) goto cleanup;
    status = EG_deleteObject(ebody1);
    if (status != EGADS_SUCCESS) goto cleanup;
} else {
    ebody2 = ebody1;
}

```



```
if (PLATETHICK(0) > 0.0) {
    data[0] = 0;    data[1] = 0;    data[2] = PLATETHICK(0) / 2;
    data[3] = 0;    data[4] = 0;    data[5] = -PLATETHICK(0) / 2;
    data[6] = (MINRAD(0) + MAXRAD(0)) / 2;
    status = EG_makeSolidBody(context, CYLINDER, data, &ebody3);
    if (status != EGADS_SUCCESS) goto cleanup;

    status = EG_solidBoolean(ebody2, ebody3, FUSION, &emodel);
    if (status != EGADS_SUCCESS) goto cleanup;

    status = EG_deleteObject(ebody2);
    if (status != EGADS_SUCCESS) goto cleanup;
    status = EG_deleteObject(ebody3);
    if (status != EGADS_SUCCESS) goto cleanup;
    status = EG_getTopology(emodel, &eref, &oclass, &mtype, data, &nchild, &echilds, &senses);
    if (status != EGADS_SUCCESS) goto cleanup;

    if (oclass != MODEL || nchild != 1) {
        printf("No model or are returning more than one body ochild = %d, nchild = %d/n",
               oclass, nchild);
        status = -999;
        goto cleanup;
    }

    status = EG_copyObject(echild[0], NULL, &source);
    if (status != EGADS_SUCCESS) goto cleanup;
    status = EG_deleteObject(emodel);
    if (status != EGADS_SUCCESS) goto cleanup;
```

# Programming Example – Bolt Holes

```
/* add bolt holes */
for (i = 0; i < NINT(BOLTS(0)); i++) {
    data[0] = PATTERN(0) * cos(i * (2 * PI / BOLTS(0)));
    data[1] = PATTERN(0) * sin(i * (2 * PI / BOLTS(0)));
    data[2] = PLATETHICK(0) / 2;
    data[3] = PATTERN(0) * cos(i * (2 * PI / BOLTS(0)));
    data[4] = PATTERN(0) * sin(i * (2 * PI / BOLTS(0)));
    data[5] = -PLATETHICK(0) / 2;
    data[6] = BOLTRAD(0);

    status = EG_makeSolidBody(context, CYLINDER, data, &ebody4);
    if (status != EGADS_SUCCESS) goto cleanup;

    status = EG_solidBoolean(source, ebody4, SUBTRACTION, &emodel);
    if (status != EGADS_SUCCESS) goto cleanup;

    status = EG_deleteObject(source);
    if (status != EGADS_SUCCESS) goto cleanup;
    status = EG_deleteObject(ebody4);
    if (status != EGADS_SUCCESS) goto cleanup;

    status = EG_getTopology(emodel, &eref, &oclass, &mtype, data, &nchild, &echilds2,
        &senses);
    if (status != EGADS_SUCCESS) goto cleanup;

    if (oclass != MODEL || nchild != 1) {
        printf("Not a model or are returning more than one body ochild = %d, nchild = %d/n",
            oclass, nchild);
        status = -999;
        goto cleanup;
    }
}
```

```
    status = EG_copyObject(echilds2[0], NULL, &source);
    if (status != EGADS_SUCCESS) goto cleanup;

    status = EG_deleteObject(emodel);
    if (status != EGADS_SUCCESS) goto cleanup;
}
*ebody = source;
} else {
    *ebody = ebody2;
}

/* set the output value(s) */
status = EG_getMassProperties(*ebody, data);
if (status != EGADS_SUCCESS) {
    goto cleanup;
}
VOLUME(0) = data[0];

/* remember this model (body) */
#ifdef UDP
    udps[numUdp].ebody = *ebody;
#else
    printf("myVolume = %f\n", myVolume);
#endif

cleanup:
    if (status != EGADS_SUCCESS)
        *string = udpErrorStr(status);

    return status;
}
```

